

OXFORD

아웃풋 터지는 옥스포드 스킬북 시리즈

The new skills course for primary learners

OXFORD
SKILLS
WORLD

Reading
WITH Writing

Listening
WITH Speaking



Be the leader on your skills adventure!

옥스포드가 만든 초등 4 Skills 집중 학습 시리즈



- Reading with Writing, Listening with Speaking
각 6단계 구성
- International English
- CEFR A0-B1
- 간편한 수업준비를 위한 Classroom Presentation Tool
- Student Book/Workbook 합본
- 선생님과 학생을 위한 다양한 온라인 자료
- 6단계 통합 Teacher's Pack



Oxford Skills World 특징

어떤 커리큘럼에도 잘 맞는 Skills 교재

실라부스는 초등 과정에 꼭 맞게 설계되어 있으며 특히 옥스포드 코스북과 연계하여, 혹은 독립적으로 사용 가능합니다.

페이지마다 펼쳐지는 즐겁고 신나는 세계

어린이의 시선을 끄는 올리(Olly), 몰리(Molly)와 함께 배우는 흥미로운 주제는 학습을 더욱 즐겁게 해줍니다.

인증 시험도 OK!

케임브리지 인증 시험과 TOEFL 주니어 시험에도 대비할 수 있습니다.

독립적 학습을 위한 액티비티

매 레슨마다 자연스러운 스킬 학습, 실현 가능한 명확한 학습목표, 배운 내용을 보여주는 아홉 액티비티가 있습니다.

선생님을 위한 풍부한 수업자료

Teacher's Pack에서는 커리큘럼 맵, 전문가용 동영상, 티칭 가이드, 정답, 단어 리스트 등 다양한 교사용 자료를 제공합니다.



Oxford Skills World 구성

Student Book/Workbook



Student Book 뒷부분에 유닛당 2페이지의 Workbook 페이지가 함께 수록되어 있습니다.

Teacher's Pack



www.oup.com/elt/download
구매한 코드를 입력하면 선생님께 꼭 필요한 수업 자료를 다운로드 할 수 있습니다

Teacher Reference Materials
Teacher's Guides Levels 1-6
Class Audio and Audio Scripts
Professional Development Videos
Correlations and Curriculum Design Support
Answer Keys

Reproducible Student Materials
Assessment Program Projects
Writing Tutor Worksheets
Word Lists

Classroom Presentation Tool



www.oxfordlearnersbookshelf.com
구매한 코드를 입력하면 교실에서 편리하게 스크린 수업을 할 수 있는 디지털 도구를 다운로드할 수 있습니다.

Free Website



www.oxford.co.kr/osw
다양한 무료 자료를 온라인으로 제공합니다.

학생용:
Bilingual Word Lists
Audio
Self-study Resources (Graphic Organizers, etc.)

교사용:
Audio
Audio Scripts
Answer Keys
Word Lists
Self-study Resources (Graphic Organizers, etc.)

	Reading with Writing	Reading with Speaking
Student Book / Workbook 1	9780194113465	9780194113342
Student Book / Workbook 2	9780194113489	9780194113366
Student Book / Workbook 3	9780194113502	9780194113380
Student Book / Workbook 4	9780194113526	9780194113403
Student Book / Workbook 5	9780194113540	9780194113427
Student Book / Workbook 6	9780194113564	9780194113441
Classroom Presentation Tool 1	9780194115421	9780194115612
Classroom Presentation Tool 2	9780194115452	9780194115643
Classroom Presentation Tool 3	9780194115483	9780194115674
Classroom Presentation Tool 4	9780194115513	9780194115704
Classroom Presentation Tool 5	9780194115544	9780194115742
Classroom Presentation Tool 6	9780194115575	9780194115766
Teacher's Pack (includes material for all levels, 1-6)	9780194113212	9780194113236

어린이의 흥미를 끄는
주제를 수록했습니다.

TOPIC

1

ART

Art Smart

MY GOALS

UNIT 1

- Read the interview May's Art
- Read the title

UNIT 2

- Read the story Peter's Art Project
- Read the headings

WRITE

- Write a conversation

A Look at the picture. What do you see?

- What are the children doing?
- Do you like their art? Why or why not?

B Read the Fun Fact. Then answer the questions.

- How many words can you write with one pencil?
- How many pencils do you have?

FUN FACT

You can write about 45,000 words with one pencil!

Think, Pair, Share

What art do you make?

명확한 학습 목표와 방법을 제시합니다.

Key Words
주요 단어를 제시하고 책 뒤쪽의
그림사전 코너로 안내합니다.

UNIT

1

Get Ready to Read

READING GOAL: Read the Title

The title gives the topic of a text. The topic is what a text is about. Read the title first to learn the topic.

A Look at the pictures. Choose the best title for each picture.

- ☒ a. Have Fun Coloring
☐ b. Have Fun Reading
- ☐ a. My Math Class
☐ b. My Art Class
- ☐ a. Draw a Cat
☐ b. Make a Sun

B Read and listen.

This is the title.

Make Art Anywhere

Art is fun. People make art at home. Children make art at school. Art helps people, too. This girl is sick. She makes art in the hospital. Art makes her happy.

C Read B again. What is the topic? Choose the correct answer.

- Art makes people happy.
- People can make art anywhere.
- Hospitals make art.

Read

May's Art by Tony

May is good at art. Here are her answers to my questions.

Tony: Why do you like art?

May: It makes me happy.

Tony: What kind of art do you make?

May: I make pictures with crayons, paper, and other things.

Tony: What's this?

May: It's my name. I used these crayons. It's a picture for this door.

Tony: I like this picture, too! What is it?

May: It's a bird. I used this glue and these paper clips! It's a picture for my window. It's my favorite picture.

Key Words

Listen, point, and say.

picture

glue

paper clip

window

Find the key words in the interview. Then write them in your picture dictionary.

Fun Fact

매 토픽마다 아이들과 이야기 나눌만한
재미있는 상식을 수록했습니다.

My Goals
매 유닛마다 학습목표를
명확하게 제시합니다.

TOPIC

5

SOCIAL STUDIES

One Day Around the World

MY GOALS

UNIT 9

- Listen to the video call It's Early!
- Listen for times

UNIT 10

- Listen to the story A Great Day
- Listen for sequence

SPEAK

- Make an appointment

A Look at the picture. What do you see?

- What can you see on the clock?
- Do you have a big clock in your city? Where is it?

B Listen to the Fun Fact. Then answer the questions.

- What does the World Clock show?
- How do you check the time in places around the world?

FUN FACT

Listen

What's the Time?

Think, Pair, Share

How do you tell the time?

액티비티 A를 통해 내용을 파악하고
액티비티 B를 통해 비판적 사고력을
키워줍니다.

Think, Pair, Share

의사소통 및 협업 능력, 비판적
사고력과 창의력을 길러줍니다.

UNIT

9

Get Ready to Listen

Let's learn the key words.

A Listen, point, and say. Write the words in your picture dictionary.

- get dressed
- morning
- walk to school
- wash my face

B Listen and color.

C Listen and write.

- walk to school
-
-
-

Listen

LISTENING GOAL: Listen for Times

Examples of times are 7:30 a.m. and 2:00 p.m. Listen for times to know when things happen.

A Listen. Then complete the sentences.

- Kristi has math at 9:00 a.m.
- Paul gets up at
- Max eats dinner at

B Listen to the video call It's Early! What is it about? Choose the correct picture.

A

B

Molly and Olly

학습 목표에 이를 수 있도록
도와주는 친절한 가이드입니다.

Now choose ✓ or X.

- Yen and Li are in the same place.
- Li has English class at 3:30 p.m.
- Yen washes his face and then gets dressed.

Think!

When do you talk to your friends on the computer or phone?

Think!
어린이들에게 비판적 사고력을
길러줍니다.

액티비티 A는 제시된 본문에 읽기 또는 듣기의 학습 목표를 적용하도록 도와줍니다.

액티비티 B는 내용에 대한 이해도를 확인하도록 도와줍니다.

Our friendly guides
새로운 학습 목표에 도달하도록 도와주는 친절한 가이드입니다.

Understand

A Read *May's Art* again. Look at the title. Choose the topic of the text.

- ☐ a. The topic is art.
☐ b. The topic is birds.

B Choose the correct answer.

1. Art makes May **happy** / sad.
2. May is **good** / bad at art.
3. May **likes** / doesn't like art.

C Complete the sentences.





glue paper clips window picture

1.  May makes a picture.
2.  She uses paper clips to make the bird.
3.  She puts the paper clips on the paper with glue.
4.  She puts the picture on her window.

D Work with a partner. Read and (✓).

	This	These
1. crayons		✓
2. door		
3. glue		
4. paper clips		

E Look at **D**. Write. Use *this* or *these*.

1.  These are crayons.
2.  This is a door.
3.  This is glue.
4.  These are paper clips.

MY READING GOALS

- ☐ I can read the interview.
☐ I can read the title and use it to find the topic.

10 Unit 1 Understand

Unit 1 Understand 11

My Reading Goals/ My Listening Goals

학생이 자신의 성취도를 확인하고 자신감을 얻을 수 있습니다.

UNIT 2 Get Ready to Read

READING GOAL: Read the Headings

Headings show different parts of a text. Headings tell what each part is about. Read the headings first to learn about the different parts of the text.

A Look at the pictures and headings. What happens first? Order the headings.

-  Giving Dad a card
 Making a card
 Buying paper

B Read and listen.  **5**

These are headings.
The Piñata Party
by Ana Ortiz

Making a piñata

Making a piñata is easy. I use paper, glue, and paint.

Filling a piñata

Is this candy? Yes, it is! I put candy in my piñata.

Breaking a piñata

At my party, my friends hit my piñata. Then I break it!

C Read **B** again. What happens first? Number the sentences.

- Ana fills the piñata with candy. ☐
Ana breaks the piñata. ☐
Ana makes a piñata. ☒ 1

12 Unit 2 Get Ready to Read

Read 6

Find the headings. What do you think the parts of the story are about?



Peter's Art Project

Monday morning

This is Peter. He looks at the calendar. He needs a picture for art class on Tuesday.

Monday afternoon

Peter uses a pencil sharpener. He's ready. What can he draw?

Monday evening

Peter doesn't know what to draw. He looks at the clock. Tick-tock. Tick-tock. It's late.

Monday night

Peter still doesn't know what to draw. He sees a bird by the window. The bird sings! Peter has an idea. He draws the bird. He puts yarn on his picture. He's very happy.

Key Words 7

Listen, point, and say.

-  calendar
 pencil sharpener
 clock
 yarn

Find the key words in the story. Then write them in your picture dictionary.

Think!
What does Peter draw for art class? Why?


Unit 2 Read 13

앞 유닛의 학습 목표에 이어서 다음 단계의 목표를 제시합니다.


Understand

A Think about *It's Early!* Read the sentences with times. Choose the correct sentences.

- ☐ a. It's 7:00 a.m. in England. It's 3:00 p.m. in Hong Kong.
☐ b. It's 6:30 p.m. in England. It's 2:30 a.m. in Hong Kong.


B Listen to *It's Early!* again. Choose the correct answer.  **92**

1. Yen and Li talk at school / on a video call.
2. Li is in Hong Kong / England.
3. In Hong Kong, the time is 7:00 a.m. / 3:00 p.m..
4. Li has English class / talks to Yen at 3:30 p.m.
5. Yen gets dressed / walks to school at 8:00 a.m.

C Listen. Complete each sentence with a key word. Then match.  **93**

1. It's morning. It's time for breakfast.
2. I get up at 6:30 in the morning.
3. She gets dressed. Then, she goes to school.
4. The boys walk to school at 8:00 a.m.

- a.  b. 
c.  d. 

D Listen to *It's Early!* again. Work with a partner. Complete the diagram with the correct times.  **94**

- gets up 1. 6:30 a.m. washes his face 2. 6:45 a.m.
gets dressed 3. 7:30 a.m. walks to school 4. 8:00 a.m.

E Look at **D**. Write.

1.  He gets up at 6:30 a.m.
2.  He washes his face at 6:45 a.m.
3.  He gets dressed at 7:30 a.m.
4.  He walks to school at 8:00 a.m.

MY LISTENING GOALS

- ☐ I can listen to the video call.
☐ I can listen for times to know when things happen.


66 Unit 9 Understand

Unit 9 Understand 67

액티비티 C는 이전 페이지의 키워드를 사용하여 어휘력을 넓힐 수 있도록 도와줍니다.

UNIT 10 Get Ready to Listen

Let's learn the key words.

A Listen, point, and say. Write the words in your picture dictionary.  **95**

-  afternoon  day  evening  sleep

B Listen and number.  **96**

Day Planner	
Saturday July 6	
 Soccer	2:00 <input type="checkbox"/>
 Birthday Party	6:00 <input type="checkbox"/>
 Sleep	10:00 <input type="checkbox"/>


C Listen and complete the sentences.  **97**

1. Tim walks to school on sunny days.
2. Liz watches TV in the evening.
3. Yoko does homework in the afternoon.
4. Kim goes to sleep late on Saturday.

Listen


LISTENING GOAL: Listen for Sequence

The sequence is the order things happen. Listen for words like *first*, *next*, *then*, and *finally* to understand the sequence.

A Listen. What happens first? Choose the correct answer.  **98**

1. ☒ a. Tim drinks water. ☐ b. Tim eats breakfast.
2. ☐ a. Todd does his homework. ☐ b. Todd goes to the market.
3. ☐ a. Sue talks with her friends. ☐ b. Sue watches TV.

A Great Day

B Listen to the story *A Great Day*. What is it about? Choose the correct picture.  **99**

- A  B 

Now put the sentences in order.

- a. Pam talks to her mom. ☐
b. Pam learns about animals. ☐
c. Pam goes home. ☐

Think!

Do you take school trips? Where do you go?

Which words show the sequence of the day?

Reading Check

앞 2개 유닛에서 배운 읽기 목표를 적용해봅니다.

Remember!

Olly와 Molly가 문제를 푸는데 유용한 팁을 제시합니다.

Get Ready to Write

각 토픽은 명확한 쓰기 목표를 제시하며 마무리됩니다.

Writing Tip

Olly와 Molly가 쓰기에 필요한 팁을 제시합니다.

UNITS
1 and 2

Reading Check

A Read and listen. 108

How to Make Yarn Art

Step 1: Get ready

What's this? It's yarn art. You can make yarn art. You need a paper plate, a pencil, glue, crayons, yarn, and a paper clip.

Step 2: Make

Draw a picture on your plate. Draw an animal with your pencil. Put yarn on your animal with glue. Color your plate with crayons. Write your name.

Step 3: Hang

Put a paper clip at the top of the plate. Hang your picture on the wall or in the window.

Remember!
Read the title. What's the topic? Read the headings. What are the parts of the story?



B Look at the title. What is the topic of the text? Choose ✓ or ✗.

- Making art with crayons
- Making art with yarn
- Drawing animals

✓	✗
✓	✗
✓	✗

C Look at the headings. What do they show? Choose ✓ or ✗.

- What you will need for each step
- The steps to make art
- Animals to make

✓	✗
✓	✗
✓	✗

D Choose the correct answer.

- What do you need? **glue** pens
- What do you color the plate with? **colored pencils** crayons
- When do you make the picture? **Step 1** Step 2
- What do you draw on the plate? **a place** an animal
- Where can you hang the plate? **on the wall** on the door

E Complete the sentences. You will not use every word.

glue paper clip window picture
calendar clock yarn pencil sharpener

- Make a picture of an animal on a paper plate.
- Put on the animal.
- Put on the yarn.
- After you color the picture, put a at the top.
- Hang the picture in a .
- The pencil doesn't write. She needs a .

액티비티 D는 이해도를 확인하도록 돕습니다.

16 Units 1 and 2 Reading Check

Units 1 and 2 Reading Check 17

UNITS
1 and 2

Get Ready to Write

WRITING GOAL: Write a Conversation

A conversation is a talk with two or more people. Conversations have questions and answers.

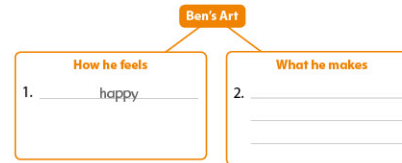
A Read the conversation. Underline the names.

Writing Tip
Names show who is speaking in a conversation. Names start with capital letters.

Sue: Why do you like art?
Ben: It makes me happy.
Sue: What kind of art do you make?
Ben: I make pictures with yarn.



B Look at A. What does Ben say? Complete the diagram.



18 Units 1 and 2 Get Ready to Write

Write

C Think about your own art. Describe it. Complete the diagram.



D Now write a conversation. Use your words from C. Choose new words and a name, too. Then draw your favorite art project.

Sue: Why do you like art?
 : It makes me
Sue: What kind of art do you make?
 :

Now write a conversation about another art project you made.

MY WRITING GOAL

☐ I can write a conversation.



Units 1 and 2 Write 19

Listening Check

앞 2개 유닛에서 배운 듣기 목표를 적용해봅니다.

Get Ready to Speak


각 토픽은 명확한 말하기 목표를 제시하며 마무리됩니다.

액티비티 C에서는 액티비티 B에서 사용된 다이어그램 형식으로 글쓰기/말하기를 설계합니다.

UNITS
9 and 10

Listening Check

A Listen to the story **It's Sunday!** What is it about? Choose the correct picture. 103



B Which sentences show times? Choose ✓ or ✗.

- Jae gets up at 6:30 a.m.
- Jae eats breakfast in the morning.
- Jae walks to school at 8:00 a.m.
- Jae thinks it's a school day.

✓	✗
✓	✗
✓	✗
✓	✗

C Which sentences show sequence? Choose ✓ or ✗.

- Jae is tired. He wants to sleep.
- First, Jae gets up.
- Next, Jae gets dressed.
- Jae sees his friends at the park.

✓	✗
✓	✗
✓	✗
✓	✗

D Listen to **It's Sunday!** again. Choose the correct answer. 104

- What time does Jae get up?
☐ a. 6:00 a.m. ☒ b. 6:30 a.m. ☐ c. 8:00 a.m.
- What does Jae do after he eats breakfast?
☐ a. walks to school ☐ b. washes his face ☐ c. gets dressed
- What does Jae do at 8:00 a.m.?
☐ a. talks to his mom ☐ b. gets up ☐ c. walks to school
- Where does Jae see his friends?
☐ a. at his house ☐ b. at the park ☐ c. at school
- What happens at the end of the story?
☐ a. Jae understands it's Sunday.
☐ b. Jae has a fun day at school.
☐ c. Jae plays with his friends.

E Listen to **It's Sunday!** again. Complete the sentences. 105



The clock rings. It's 6:30 a.m. Jae is tired. He wants to sleep. It's a school day. What does Jae do in the (1) morning? First, Jae gets up. Next, he (2) and (3) . Then, he eats breakfast. "Hurry up, Jae! Don't be late," says Jae's mom. Jae (4) at 8:00 a.m. He sees his friends at the park. Why aren't they at school? Oh, no! It's a school day. It's Sunday!

액티비티 E는 두 유닛에 수록된 부가적인 단어 학습을 제공합니다.

72 Units 9 and 10 Listening Check

UNITS
9 and 10

Get Ready to Speak

SPEAKING GOAL: Make an Appointment

An appointment is a plan to meet someone. An appointment has a time and a place.

A Read and listen to the appointment. Underline the time markers. 106

Speaking Tip
Use time markers, a.m. and p.m., to tell someone when something happens.

A Doctor's Appointment

Liz: Hello? This is Doctor Park's office. Can I help you?
Eric: This is Eric Gilbert. I want to see the doctor. I feel sick. Can I make an appointment today?
Liz: There are two times open today, 10:00 a.m. or 4:30 p.m.
Eric: I can come at 4:30 p.m.
Liz: Great! See you at 4:30 p.m., Eric.
Eric: Thanks. Bye!



B Look at A. What do you know about Eric's appointment? Complete the table.

Appointment	
Person:	Doctor Park
Day:	
Time:	a.m. / p.m.

액티비티 B는 액티비티 A의 본문에 대한 이해도를 확인합니다.

Speak

C Think about an appointment you want to make. Complete the table.

Appointment	
Person:	
Day:	
Time:	a.m. / p.m.
Reason:	

D Now write about your appointment. Use your ideas from C. Choose new words, too. Then draw the person you want to see.

I want to see .
Can I make an appointment on ?
I can come at a.m. / p.m.
I want to see because .

Take turns making an appointment with your partner.

MY SPEAKING GOAL

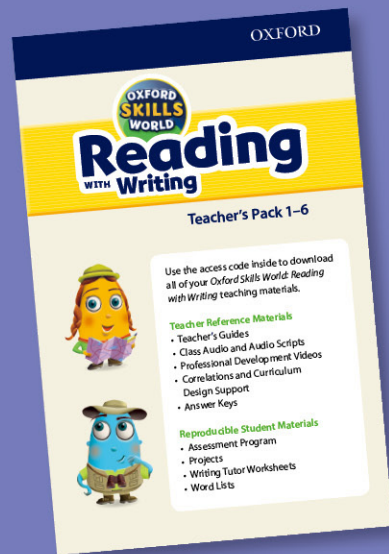
☐ I can make an appointment.



Units 9 and 10 Speak 75

액티비티 D는 학생이 스스로 글쓰기/말하기를 할 수 있도록 도와줍니다.

For Teachers



Teacher's Pack www.oup.com/elt/download

구매한 코드를 입력하면 선생님께 꼭 필요한 수업 자료를 다운로드 할 수 있습니다.

Teacher Reference Materials

- ✓ Teacher's Guides Levels 1–6
- ✓ Class Audio and Audio Scripts
- ✓ Professional Development Videos
- ✓ Correlations and Curriculum Design Support
- ✓ Answer Keys

Reproducible Student Materials

- ✓ Assessment Program
- ✓ Projects
- ✓ Writing Tutor Worksheets
- ✓ Bilingual Word Lists



Classroom Presentation Tool

www.oxfordlearnersbookshelf.com

구매한 코드를 입력하면 교실에서 편리하게 스크린 수업을 할 수 있는 디지털 도구를 다운로드할 수 있습니다.

- ✓ 교실에서 편리하게 스크린 수업을 할 수 있는 디지털 도구입니다.
- ✓ 넓은 교실에서도 학생들의 주의를 쉽게 집중시킬 수 있습니다.
- ✓ 버튼 하나로 오디오, 비디오 및 액티비티를 실행합니다.
- ✓ 링크 및 메모를 페이지에 저장하고 여러 기기에서 업데이트 가능합니다.

Free Website www.oxford.co.kr/osw

다양한 무료 자료를 온라인으로 제공합니다.

학생용


- ✓ Bilingual Word Lists
- ✓ Audio
- ✓ Self-study Resources (Graphic Organizers, etc.)

교사용

- ✓ Audio
- ✓ Audio Scripts
- ✓ Answer Keys
- ✓ Word Lists
- ✓ Self-study Resources (Graphic Organizers, etc.)



Oxford Skills World: Reading with Writing Listening with Speaking




Let's Go




Level 1	Level 2	Level 3	Level 4	Level 5	Level 6
---------	---------	---------	---------	---------	---------

Everybody Up




Level 1	Level 2	Level 3	Level 4	Level 5	Level 6
---------	---------	---------	---------	---------	---------

American Family and Friends



Level 1	Level 1 Level 2	Level 2 Level 3	Level 3 Level 4	Level 4 Level 5	Level 5 Level 6
---------	--------------------	--------------------	--------------------	--------------------	--------------------

Incredible English




Level 1	Level 2	Level 3	Level 4	Level 5	Level 6
---------	---------	---------	---------	---------	---------

Cambridge English Qualifications for Young Learners

Starters	Starters	Movers	Movers	Flyers	Flyers
----------	----------	--------	--------	--------	--------

Common European Framework of Reference for Languages (CEFR)

A1	A1	A2	A2	B1	B1
----	----	----	----	----	----



토픽별 유닛 연계 차트

옥스포드 코스북의 각 유닛별 확장학습을 위한 Oxford Skills World 연계표입니다. 동일한 주제를 코스북으로 배우고 스킬북으로 다질 수 있어 더욱 효과적입니다.

Let's Go Unit Correlations



SERIES	LEVEL						
Oxford Skills World: Reading with Writing	1	Topic 1: In Your School	Topic 2: Animals	Topic 3: Colors and Shapes	Topic 4: What Do You Like?	Topic 5: How's the Weather?	Topic 6: Family and Friends
Let's Go	1	Unit 1	Unit 8	Unit 2	Unit 5	Unit 6	Unit 4
Oxford Skills World: Reading with Writing	2	Topic 1: Art Smart	Topic 2: My Shopping Trip	Topic 3: Fun and Games	Topic 4: My Heroes	Topic 5: Yum!	Topic 6: My Day
Let's Go	2	Unit 1	Unit 2	Unit 3	Unit 4	Unit 5	Unit 7
Oxford Skills World: Reading with Writing	3	Topic 1: Cool Projects	Topic 2: Clothes for Everyone!	Topic 3: Lost in the Big City!	Topic 4: What's Your Job?	Topic 5: Small Houses	Topic 6: Free Time
Let's Go	3	Unit 1	Unit 2	Unit 3	Unit 4	Unit 8	Unit 5
Oxford Skills World: Reading with Writing	4	Topic 1: Crazy About Sports!	Topic 2: The Living Earth	Topic 3: Let's Go to Space	Topic 4: Looks and Feelings	Topic 5: What Happened?	Topic 6: Hop On, Hop Off!
Let's Go	4	Unit 8	Unit 1	Unit 2	Unit 6	Unit 3	Unit 7
Oxford Skills World: Reading with Writing	5	Topic 1: Let's Eat!	Topic 2: The Animal Kingdom	Topic 3: Around the House	Topic 4: The Four Seasons	Topic 5: Our Five Senses	Topic 6: See the World!
Let's Go	5	Unit 1	Unit 2	Unit 5	Unit 6	Unit 7	Unit 8
Oxford Skills World: Reading with Writing	6	Topic 1: What's in the Water?	Topic 2: What to Wear	Topic 3: From Here to There	Topic 4: A World of Words	Topic 5: Getting to Know You	Topic 6: Finding Adventure
Let's Go	6	Unit 2	Unit 3	Unit 4	Unit 5	Unit 7	Unit 8




토픽별 유닛 연계 차트

옥스포드 코스북의 각 유닛별 확장학습을 위한 Oxford Skills World 연계표입니다. 동일한 주제를 코스북으로 배우고 스킬북으로 다질 수 있어 더욱 효과적입니다.

Let's Go Unit Correlations




SERIES	LEVEL						
Oxford Skills World: Listening with Speaking	1	Topic 1: Animals Around Us	Topic 2: Red Circle, Blue Square	Topic 3: School Days	Topic 4: Me and My Family	Topic 5: Likes and Dislikes	Topic 6: My Face and Body
Let's Go	1	Unit 8	Unit 2	Unit 1	Unit 4	Unit 7	Unit 5
Oxford Skills World: Listening with Speaking	2	Topic 1: School Life	Topic 2: Games Are Fun!	Topic 3: It's Shopping Time!	Topic 4: Where Do People Work?	Topic 5: One Day Around the World	Topic 6: It's Lunchtime!
Let's Go	2	Unit 1	Unit 3	Unit 2	Unit 4	Unit 7	Unit 5
Oxford Skills World: Listening with Speaking	3	Topic 1: The Working World	Topic 2: In My Backpack	Topic 3: I Like Your Clothes	Topic 4: All Around Town	Topic 5: Busy, Busy, Busy!	Topic 6: Home Sweet Home
Let's Go	3	Unit 4	Unit 1	Unit 2	Unit 7	Unit 5	Unit 8
Oxford Skills World: Listening with Speaking	4	Topic 1: Exploring Our World	Topic 2: Faster, Higher, Stronger!	Topic 3: Look Good! Feel Good!	Topic 4: What's Out There?	Topic 5: What Can We Watch?	Topic 6: On the Road
Let's Go	4	Unit 1	Unit 7	Unit 6	Unit 2	Unit 8	Unit 5
Oxford Skills World: Listening with Speaking	5	Topic 1: Helping Out	Topic 2: Let's Go on Vacation!	Topic 3: Food, Wonderful Food!	Topic 4: Animal Planet	Topic 5: Our World	Topic 6: Let's Do Better!
Let's Go	5	Unit 5	Unit 6	Unit 1	Unit 2	Unit 8	Unit 7
Oxford Skills World: Listening with Speaking	6	Topic 1: Where Am I?	Topic 2: What Are They Like?	Topic 3: Let's Talk!	Topic 4: Fun in the Sun	Topic 5: Our Beautiful Planet	Topic 6: Let's Learn New Things!
Let's Go	6	Unit 4	Unit 7	Unit 5	Unit 6	Unit 2	Unit 8



토픽별 유닛 연계 차트

옥스포드 코스북의 각 유닛별 확장학습을 위한 Oxford Skills World 연계표입니다.
동일한 주제를 코스북으로 배우고 스킬북으로 다질 수 있어 더욱 효과적입니다.

Everybody Up Unit Correlations




SERIES	LEVEL						
Oxford Skills World: Reading with Writing	1	Topic 1: In Your School	Topic 2: Animals	Topic 3: Colors and Shapes	Topic 4: What Do You Like?	Topic 5: How's the Weather?	Topic 6: Family and Friends
Everybody Up	1	Unit 1	Unit 6	Unit 2	Unit 3	Unit 5	Unit 4
Oxford Skills World: Reading with Writing	2	Topic 1: Art Smart	Topic 2: My Shopping Trip	Topic 3: Fun and Games	Topic 4: My Heroes	Topic 5: Yum!	Topic 6: My Day
Everybody Up	2	Unit 6	Unit 4	Unit 5	Unit 2	Unit 3	Unit 7
Oxford Skills World: Reading with Writing	3	Topic 1: Cool Projects	Topic 2: Clothes for Everyone!	Topic 3: Lost in the Big City!	Topic 4: What's Your Job?	Topic 5: Small Houses	Topic 6: Free Time
Everybody Up	3	Unit 8	Unit 5	Unit 2	Unit 3	Unit 6	Unit 7
Oxford Skills World: Reading with Writing	4	Topic 1: Crazy About Sports!	Topic 2: The Living Earth	Topic 3: Let's Go to Space	Topic 4: Looks and Feelings	Topic 5: What Happened?	Topic 6: Hop On, Hop Off!
Everybody Up	4	Unit 1	Unit 2	Unit 7	Unit 3	Unit 4	Unit 8
Oxford Skills World: Reading with Writing	5	Topic 1: Let's Eat!	Topic 2: The Animal Kingdom	Topic 3: Around the House	Topic 4: The Four Seasons	Topic 5: Our Five Senses	Topic 6: See the World!
Everybody Up	5	Unit 3	Unit 4	Unit 2	Unit 1	Unit 5	Unit 7
Oxford Skills World: Reading with Writing	6	Topic 1: What's in the Water?	Topic 2: What to Wear	Topic 3: From Here to There	Topic 4: A World of Words	Topic 5: Getting to Know You	Topic 6: Finding Adventure
Everybody Up	6	Unit 4	Unit 8	Unit 1	Unit 3	Unit 2	Unit 7




토픽별 유닛 연계 차트

옥스포드 코스북의 각 유닛별 확장학습을 위한 Oxford Skills World 연계표입니다.
동일한 주제를 코스북으로 배우고 스킬북으로 다질 수 있어 더욱 효과적입니다.

Everybody Up Unit Correlations




SERIES	LEVEL						
Oxford Skills World: Listening with Speaking	1	Topic 1: Animals Around Us	Topic 2: Red Circle, Blue Square	Topic 3: School Days	Topic 4: Me and My Family	Topic 5: Likes and Dislikes	Topic 6: My Face and Body
Everybody Up	1	Unit 6	Unit 2	Unit 1	Unit 4	Unit 8	Unit 7
Oxford Skills World: Listening with Speaking	2	Topic 1: School Life	Topic 2: Games Are Fun!	Topic 3: It's Shopping Time!	Topic 4: Where Do People Work?	Topic 5: One Day Around the World	Topic 6: It's Lunchtime!
Everybody Up	2	Unit 8	Unit 5	Unit 4	Unit 2	Unit 7	Unit 3
Oxford Skills World: Listening with Speaking	3	Topic 1: The Working World	Topic 2: In My Backpack	Topic 3: I Like Your Clothes	Topic 4: All Around Town	Topic 5: Busy, Busy, Busy!	Topic 6: Home Sweet Home
Everybody Up	3	Unit 3	Unit 8	Unit 5	Unit 2	Unit 6	Unit 4
Oxford Skills World: Listening with Speaking	4	Topic 1: Exploring Our World	Topic 2: Faster, Higher, Stronger!	Topic 3: Look Good! Feel Good!	Topic 4: What's Out There?	Topic 5: What Can We Watch?	Topic 6: On the Road
Everybody Up	4	Unit 1	Unit 4	Unit 3	Unit 7	Unit 6	Unit 8
Oxford Skills World: Listening with Speaking	5	Topic 1: Helping Out	Topic 2: Let's Go on Vacation!	Topic 3: Food, Wonderful Food!	Topic 4: Animal Planet	Topic 5: Our World	Topic 6: Let's Do Better!
Everybody Up	5	Unit 3	Unit 1	Unit 6	Unit 4	Unit 7	Unit 8
Oxford Skills World: Listening with Speaking	6	Topic 1: Where Am I?	Topic 2: What Are They Like?	Topic 3: Let's Talk!	Topic 4: Fun in the Sun	Topic 5: Our Beautiful Planet	Topic 6: Let's Learn New Things!
Everybody Up	6	Unit 1	Unit 8	Unit 3	Unit 7	Unit 6	Unit 5



토픽별 유닛 연계 차트

옥스퍼드 코스북의 각 유닛별 확장학습을 위한 Oxford Skills World 연계표입니다.
동일한 주제를 코스북으로 배우고 스킬북으로 다질 수 있어 더욱 효과적입니다.

American Family and Friends Unit Correlations




SERIES	LEVEL						
Oxford Skills World: Reading with Writing	1	Topic 1: In Your School	Topic 2: Animals	Topic 3: Colors and Shapes	Topic 4: What Do You Like?	Topic 5: How's the Weather?	Topic 6: Family and Friends
American Family and Friends	1	Unit 1	Unit 3	Unit 10	Unit 2	Unit 15	Unit 6
Oxford Skills World: Reading with Writing	2	Topic 1: Art Smart	Topic 2: My Shopping Trip	Topic 3: Fun and Games	Topic 4: My Heroes	Topic 5: Yum!	Topic 6: My Day
American Family and Friends	1	Unit 1	Unit 7	Unit 14	Unit 4	Unit 12	Unit 15
Oxford Skills World: Reading with Writing	2	Topic 1: Art Smart	Topic 2: My Shopping Trip	Topic 3: Fun and Games	Topic 4: My Heroes	Topic 5: Yum!	Topic 6: My Day
American Family and Friends	2	Unit 1	Unit 9	Unit 6	Unit 15	Unit 4	Unit 8
Oxford Skills World: Reading with Writing	3	Topic 1: Cool Projects	Topic 2: Clothes for Everyone!	Topic 3: Lost in the Big City!	Topic 4: What's Your Job?	Topic 5: Small Houses	Topic 6: Free Time
American Family and Friends	2	Unit 5	Unit 11	Unit 9	Unit 15	Unit 14	Unit 8
Oxford Skills World: Reading with Writing	3	Topic 1: Cool Projects	Topic 2: Clothes for Everyone!	Topic 3: Lost in the Big City!	Topic 4: What's Your Job?	Topic 5: Small Houses	Topic 6: Free Time
American Family and Friends	3	Unit 3	Unit 12	Unit 7	Unit 14	Unit 9	Unit 2
Oxford Skills World: Reading with Writing	4	Topic 1: Crazy About Sports!	Topic 2: The Living Earth	Topic 3: Let's Go to Space	Topic 4: Looks and Feelings	Topic 5: What Happened?	Topic 6: Hop On, Hop Off!
American Family and Friends	3	Unit 4	Unit 9	Unit 13	Unit 12	Unit 14	Unit 7
Oxford Skills World: Reading with Writing	4	Topic 1: Crazy About Sports!	Topic 2: The Living Earth	Topic 3: Let's Go to Space	Topic 4: Looks and Feelings	Topic 5: What Happened?	Topic 6: Hop On, Hop Off!
American Family and Friends	4	Unit 4	Unit 11	Unit 7	Unit 12	Unit 3	Unit 5
Oxford Skills World: Reading with Writing	5	Topic 1: Let's Eat!	Topic 2: The Animal Kingdom	Topic 3: Around the House	Topic 4: The Four Seasons	Topic 5: Our Five Senses	Topic 6: See the World!
American Family and Friends	4	Unit 1	Unit 3	Unit 6	Unit 7	Unit 2	Unit 11
Oxford Skills World: Reading with Writing	5	Topic 1: Let's Eat!	Topic 2: The Animal Kingdom	Topic 3: Around the House	Topic 4: The Four Seasons	Topic 5: Our Five Senses	Topic 6: See the World!
American Family and Friends	5	Unit 8	Unit 6	Unit 10	Unit 4	Unit 9	Unit 12
Oxford Skills World: Reading with Writing	6	Topic 1: What's in the Water?	Topic 2: What to Wear	Topic 3: From Here to There	Topic 4: A World of Words	Topic 5: Getting to Know You	Topic 6: Finding Adventure
American Family and Friends	5	Unit 5	Unit 2	Unit 4	Unit 11	Unit 1	Unit 12
Oxford Skills World: Reading with Writing	6	Topic 1: What's in the Water?	Topic 2: What to Wear	Topic 3: From Here to There	Topic 4: A World of Words	Topic 5: Getting to Know You	Topic 6: Finding Adventure
American Family and Friends	6	Unit 7	Unit 3	Unit 4	Unit 10	Unit 1	Unit 8




토픽별 유닛 연계 차트

옥스퍼드 코스북의 각 유닛별 확장학습을 위한 Oxford Skills World 연계표입니다.
동일한 주제를 코스북으로 배우고 스킬북으로 다질 수 있어 더욱 효과적입니다.

American Family and Friends Unit Correlations




SERIES	LEVEL						
Oxford Skills World: Listening with Speaking	1	Topic 1: Animals Around Us	Topic 2: Red Circle, Blue Square	Topic 3: School Days	Topic 4: Me and My Family	Topic 5: Likes and Dislikes	Topic 6: My Face and Body
American Family and Friends	1	Unit 11	Starter	Unit 1	Unit 6	Unit 12	Unit 3
Oxford Skills World: Listening with Speaking	2	Topic 1: School Life	Topic 2: Games Are Fun!	Topic 3: It's Shopping Time!	Topic 4: Where Do People Work?	Topic 5: One Day Around the World	Topic 6: It's Lunchtime!
American Family and Friends	1	Unit 1	Unit 14	Unit 7	Unit 4	Unit 8	Unit 9
Oxford Skills World: Listening with Speaking	2	Topic 1: School Life	Topic 2: Games Are Fun!	Topic 3: It's Shopping Time!	Topic 4: Where Do People Work?	Topic 5: One Day Around the World	Topic 6: It's Lunchtime!
American Family and Friends	2	Unit 1	Unit 3	Unit 7	Unit 9	Unit 8	Unit 4
Oxford Skills World: Listening with Speaking	3	Topic 1: The Working World	Topic 2: In My Backpack	Topic 3: I Like Your Clothes	Topic 4: All Around Town	Topic 5: Busy, Busy, Busy!	Topic 6: Home Sweet Home
American Family and Friends	2	Unit 9	Unit 1	Unit 11	Unit 8	Unit 6	Unit 5
Oxford Skills World: Listening with Speaking	3	Topic 1: The Working World	Topic 2: In My Backpack	Topic 3: I Like Your Clothes	Topic 4: All Around Town	Topic 5: Busy, Busy, Busy!	Topic 6: Home Sweet Home
American Family and Friends	3	Unit 11	Unit 14	Unit 12	Unit 7	Unit 6	Unit 15
Oxford Skills World: Listening with Speaking	4	Topic 1: Exploring Our World	Topic 2: Faster, Higher, Stronger!	Topic 3: Look Good! Feel Good!	Topic 4: What's Out There?	Topic 5: What Can We Watch?	Topic 6: On the Road
American Family and Friends	3	Unit 9	Unit 2	Unit 12	Unit 3	Unit 7	Unit 11
Oxford Skills World: Listening with Speaking	4	Topic 1: Exploring Our World	Topic 2: Faster, Higher, Stronger!	Topic 3: Look Good! Feel Good!	Topic 4: What's Out There?	Topic 5: What Can We Watch?	Topic 6: On the Road
American Family and Friends	4	Unit 11	Unit 4	Unit 12	Unit 7	Unit 9	Unit 5
Oxford Skills World: Listening with Speaking	5	Topic 1: Helping Out	Topic 2: Let's Go on Vacation!	Topic 3: Food, Wonderful Food!	Topic 4: Animal Planet	Topic 5: Our World	Topic 6: Let's Do Better!
American Family and Friends	4	Unit 7	Unit 11	Unit 1	Unit 3	Unit 13	Unit 6
Oxford Skills World: Listening with Speaking	5	Topic 1: Helping Out	Topic 2: Let's Go on Vacation!	Topic 3: Food, Wonderful Food!	Topic 4: Animal Planet	Topic 5: Our World	Topic 6: Let's Do Better!
American Family and Friends	5	Unit 3	Unit 1	Unit 8	Unit 6	Unit 10	Unit 4
Oxford Skills World: Listening with Speaking	6	Topic 1: Where Am I?	Topic 2: What Are They Like?	Topic 3: Let's Talk!	Topic 4: Fun in the Sun	Topic 5: Our Beautiful Planet	Topic 6: Let's Learn New Things!
American Family and Friends	5	Unit 3	Unit 10	Unit 11	Unit 9	Unit 4	Unit 12
Oxford Skills World: Listening with Speaking	6	Topic 1: Where Am I?	Topic 2: What Are They Like?	Topic 3: Let's Talk!	Topic 4: Fun in the Sun	Topic 5: Our Beautiful Planet	Topic 6: Let's Learn New Things!
American Family and Friends	6	Unit 7	Unit 1	Unit 10	Unit 2	Unit 4	Unit 6



토픽별 유닛 연계 차트

옥스포드 코스북의 각 유닛별 확장학습을 위한 Oxford Skills World 연계표입니다. 동일한 주제를 코스북으로 배우고 스킬북으로 다질 수 있어 더욱 효과적입니다.

Incredible English Unit Correlations




SERIES	LEVEL						
Oxford Skills World: Reading with Writing	1	Topic 1: In Your School	Topic 2: Animals	Topic 3: Colors and Shapes	Topic 4: What Do You Like?	Topic 5: How's the Weather?	Topic 6: Family and Friends
Incredible English	1	Unit 4	Unit 6	Unit 1	Unit 3	Unit 8	Unit 2
Oxford Skills World: Reading with Writing	2	Topic 1: Art Smart	Topic 2: My Shopping Trip	Topic 3: Fun and Games	Topic 4: My Heroes	Topic 5: Yum!	Topic 6: My Day
Incredible English	2	Unit 2	Unit 5	Unit 9	Unit 1	Unit 6	Unit 8
Oxford Skills World: Reading with Writing	3	Topic 1: Cool Projects	Topic 2: Clothes for Everyone!	Topic 3: Lost in the Big City!	Topic 4: What's Your Job?	Topic 5: Small Houses	Topic 6: Free Time
Incredible English	3	Unit 9	Unit 2	Unit 6	Unit 8	Unit 3	Unit 7
Oxford Skills World: Reading with Writing	4	Topic 1: Crazy About Sports!	Topic 2: The Living Earth	Topic 3: Let's Go to Space	Topic 4: Looks and Feelings	Topic 5: What Happened?	Topic 6: Hop On, Hop Off!
Incredible English	4	Unit 1	Unit 4	Unit 9	Unit 3	Unit 7	Unit 6
Oxford Skills World: Reading with Writing	5	Topic 1: Let's Eat!	Topic 2: The Animal Kingdom	Topic 3: Around the House	Topic 4: The Four Seasons	Topic 5: Our Five Senses	Topic 6: See the World!
Incredible English	5	Unit 6	Unit 7	Unit 5	Unit 9	Unit 1	Unit 2
Oxford Skills World: Reading with Writing	6	Topic 1: What's in the Water?	Topic 2: What to Wear	Topic 3: From Here to There	Topic 4: A World of Words	Topic 5: Getting to Know You	Topic 6: Finding Adventure
Incredible English	6	Unit 1	Unit 5	Unit 3	Unit 9	Unit 6	Unit 7



토픽별 유닛 연계 차트

옥스포드 코스북의 각 유닛별 확장학습을 위한 Oxford Skills World 연계표입니다. 동일한 주제를 코스북으로 배우고 스킬북으로 다질 수 있어 더욱 효과적입니다.

Incredible English Unit Correlations



SERIES	LEVEL						
Oxford Skills World: Listening with Speaking	1	Topic 1: Animals Around Us	Topic 2: Red Circle, Blue Square	Topic 3: School Days	Topic 4: Me and My Family	Topic 5: Likes and Dislikes	Topic 6: My Face and Body
Incredible English	1	Unit 6	Unit 1	Unit 8	Unit 2	Unit 4	Unit 5
Oxford Skills World: Listening with Speaking	2	Topic 1: School Life	Topic 2: Games Are Fun!	Topic 3: It's Shopping Time!	Topic 4: Where Do People Work?	Topic 5: One Day Around the World	Topic 6: It's Lunchtime!
Incredible English	2	Unit 2	Unit 9	Unit 5	Unit 1	Unit 8	Unit 6
Oxford Skills World: Listening with Speaking	3	Topic 1: The Working World	Topic 2: In My Backpack	Topic 3: I Like Your Clothes	Topic 4: All Around Town	Topic 5: Busy, Busy, Busy!	Topic 6: Home Sweet Home
Incredible English	3	Unit 7	Unit 1	Unit 2	Unit 6	Unit 8	Unit 3
Oxford Skills World: Listening with Speaking	4	Topic 1: Exploring Our World	Topic 2: Faster, Higher, Stronger!	Topic 3: Look Good! Feel Good!	Topic 4: What's Out There?	Topic 5: What Can We Watch?	Topic 6: On the Road
Incredible English	4	Unit 1	Unit 2	Unit 3	Unit 9	Unit 7	Unit 6
Oxford Skills World: Listening with Speaking	5	Topic 1: Helping Out	Topic 2: Let's Go on Vacation!	Topic 3: Food, Wonderful Food!	Topic 4: Animal Planet	Topic 5: Our World	Topic 6: Let's Do Better!
Incredible English	5	Unit 5	Unit 9	Unit 6	Unit 7	Unit 3	Unit 2
Oxford Skills World: Listening with Speaking	6	Topic 1: Where Am I?	Topic 2: What Are They Like?	Topic 3: Let's Talk!	Topic 4: Fun in the Sun	Topic 5: Our Beautiful Planet	Topic 6: Let's Learn New Things!
Incredible English	6	Unit 2	Unit 5	Unit 6	Unit 3	Unit 1	Unit 9



옥스포드 추천 파닉스 & 코스북

	Beginner			Elementary			Intermediate		
	Early	Mid	High	Early	Mid	High	Early	Mid	High
Oxford Phonics World 1-5									
Little Friends									
American First Friends 1-3									
Let's Go Begin 1-2, 1-6									
Everybody Up Starter, 1-6									
Incredible English Starter, 1-6									
American Family and Friends 1-6									